

# Welcome to EYFS

---



# Meet the EYFS team

## Blue Class



Miss Hyde



Mrs Taylor

## Red Class



Miss Emery



Mrs Rigby



Mrs Webster

## SNA's



Mrs Carr



Miss Sunassee

# Inside your pack

- Welcome Letter
- Term dates
- Meet the team (EYFS)
- Activities to do at home
- 'Ready for school' leaflet and Be Ready for School magazine
- Name stickers



# Activities

- Chatty Tube
- Level 1 activities
- Name and alphabet card
- Number card



0 1 2 3 4 5  
6 7 8 9 10  
||

## Transition Sessions

'Stay and Play' session with a parent:

Monday 8<sup>th</sup> June OR Monday 22<sup>nd</sup> June  
3:30pm – 4:15pm.

Independent transition session on Thursday 25<sup>th</sup> June.

**9:15am – 10:15am:** Children who have their birthday between  
1<sup>st</sup> September and February 28<sup>th</sup>.

**11am – 12pm:** Children who have their birthday between  
1st March and 31st August.

# Home Visits

Wednesday 3<sup>rd</sup>, Thursday 4<sup>th</sup> and Friday 5<sup>th</sup> September.

-Informal discussion


-Teacher and LSA

-Photograph



# Helping your child settle at school

- Stay positive
- Develop a routine
- Arrive on time
- Goodbye routine
- Talk about starting school and visit



## Helping your child settle at school

- Not reliant on favourite toy or security blanket
- Reducing thumb sucking
- Independent dressing
- Independent toilet needs
- Knife and fork
- Stop naps



# Preparation

- Naming clothes
- Shoes
- Spare underwear
- Washing hands
- Tidying up
- Recognising name



## Please bring to school:

- A named water bottle, water only please!
- Book bag (containing your child's reading books and journal)
- PE kit (these will be sent home each half term)
- Wellies (to be left at school)



## The Early Years Curriculum

“Play builds the kind of free-and-easy, try-it-out, do-it-yourself character that our future needs.” – *James L. Hymes*

*Jr.*

“The opposite of play is not work. It’s depression.” – *Brian Sutton-Smith*

“ Play is often talked about as if it were a relief from serious learning. But for children play is serious learning. Play is really the work of children.” – Fred Rogers

“Play is our brain’s favourite way of learning.” – *Diane Ackerman*

***Play is the foundation of learning, creativity, self-expression, and constructive problem-solving. It’s how children wrestle with life to make it meaningful. ”***

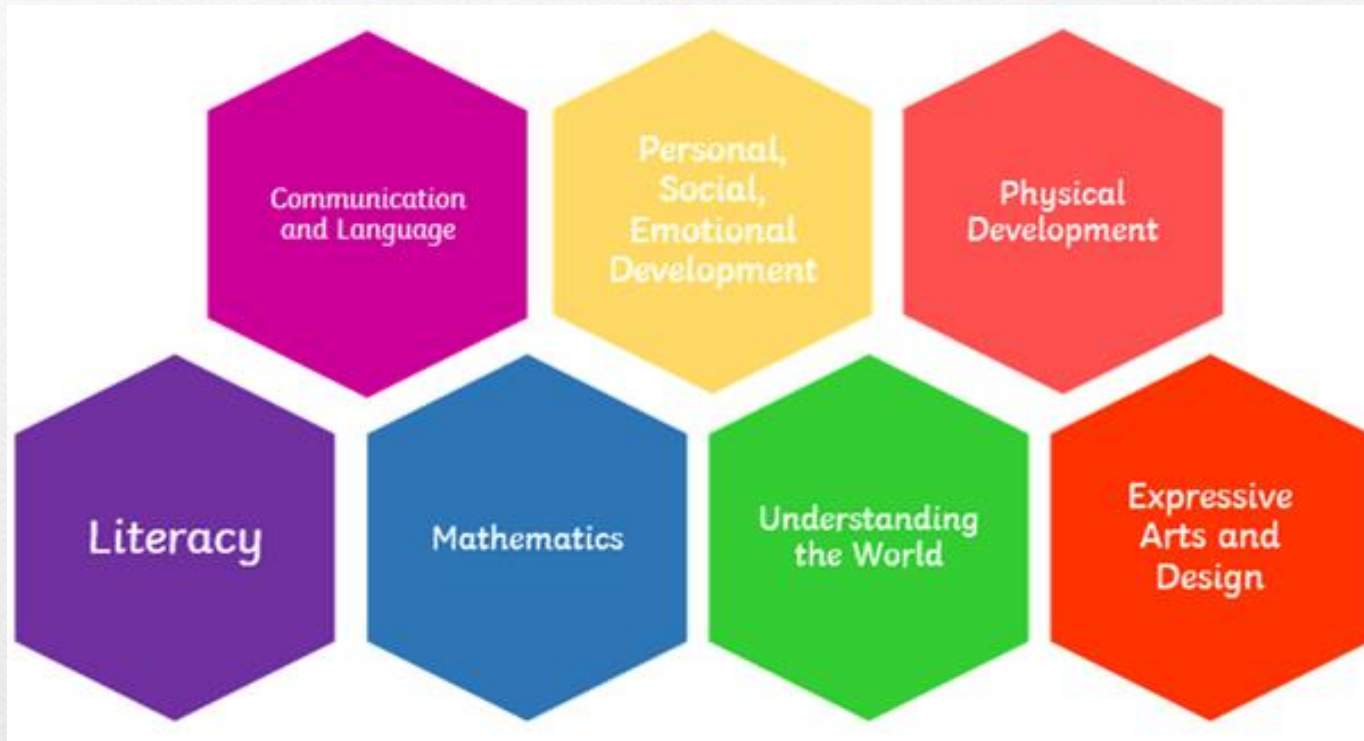
Susan Linn

Contemporary American psychiatrist

# The Early Years Curriculum

7 areas of learning and development.

3 Prime Areas



4 Specific Areas

## Communication with school


- Newsletter: uploaded onto the school website every **Friday**.
- Direct with adults in class, on the door.
- Via reading diaries.
- Check Facebook and Instagram pages.
- Email or call school office.



## Communication about school.

Ask your child about their day using key questions:

- What sound did you learn in phonics?
- Did you do any maths today?
- What areas did you use in Discovery Time?
- How did you help your own learning?



Our walk and talk boards will display experiences or events that are specific to each class to allow you to chat to your child about them on the way home from school.

# **Volunteers Needed!**





Summer Fayre  
Saturday 20<sup>th</sup> June

We are looking forward to  
welcoming your family!

