




# Mnemonics Document



# Mnemonics

## Orange Phase Set 1





Phoneme (sound)	Grapheme	Picture	Word example
/s/	s		sparkler
/a/	a		astronaut
/t/	t		tree
/p/	p		penguin
/i/	i		ink
/n/	n		nest
/m/	m		moon
/d/	d		dolphin







# Mnemonics

Letter formation patter	Actions
Start at the top then swish around, down and around.	Say “s-s-s!” as you swish your sparkler with your finger!
Around the astronaut and back down, then flick.	Say “a-a-a!” as you clench your fists to put on your astronaut’s helmet. Pull down with your hands in fists.
Down the trunk to the roots, don’t forget the branches.	Pretend to be a tree trunk. Put out your branches (arms out) as you say “t-t-t”.
Down the penguin’s back, up and around its head.	Make a beak with your hands and pretend it belongs to the penguin! Open and close it as you say “p-p-p”.
The ink runs down the paper with the dot at the top.	Use your finger to show the ink running from the pen, down the page. Say “i-i-i” as the ink runs.
The blackbird lands down on the nest and hops over the eggs to the other side.	Hug your arms tight together and get cosy in your nest, as you say “n-n-n.”
The astronaut on the moon drops down and bounces up and over twice.	Put both hands together to make a sphere over your head – this is your moon, in the sky. Say “m-m-m” as you make your moon.
The dolphin swims around then jumps up and splashes down.	Imagine you are a dolphin diving! Move your hand up and down as if you were a dolphin diving and jumping into the sea. Say “d-d-d” as you dive.

## Orange Phase Set 2

Phoneme (sound)	Grapheme	Picture	Word example
/g/	g		grapes
/o/	o		octopus
/k/	c		cup
/k/	k		kite

## Orange Phase Set 3

Phoneme (sound)	Grapheme	Picture	Word example
/k/	ck		sock
/e/	e		elephant
/u/	u		underpants
/r/	r		rabbit

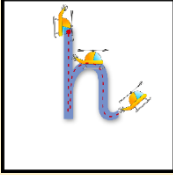

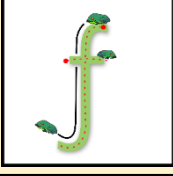


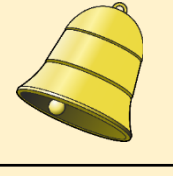



# Mnemonics

Letter formation patter	Actions
We go around the grapes and down the vine.	Imagine you are eating a grape – pop one in your mouth as you say “g-g-g”.
The octopus swims all the way around.	Join your thumb and finger to make an octopus head. Then let it swim all the way around as you say “o-o-o.”
Curl down and around the cup handle.	Turn your hand into the shape of a /c/ like a cup handle. As you drink, turn the cup handle towards you and say “k-k-k”.
The kite flies down, up, loops the loop and falls to the ground.	Make your finger ‘loop the loop’ through the air as you say “k-k-k.”

Letter formation patter	Actions
N/A	Pull up your socks as you say “k-k-k.”
The elephant swishes around and down with its trunk then sneezes.	Hold out your arm straight in front of your face, like the trunk of an elephant! Now, wiggle your trunk as you say “e-e-e”.
Down one side of the underpants pile, up the other and down again.	Pull up those underpants as you jump up and say “u-u-u” for underpants!
Down the rabbit’s back and jump up and onto its ears.	Rabbits have two little ears. Put your hands on top of your head and wiggle your rabbit ears, as you say “r-r-r!”

## Orange Phase Set 4

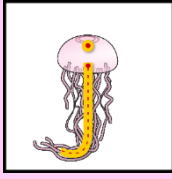
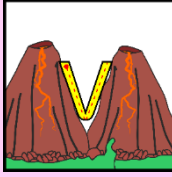
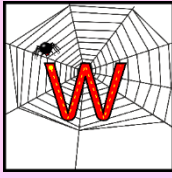

Phoneme (sound)	Grapheme	Picture	Word example
/h/	h		helicopter
/b/	b		butterfly
/f/	f		frog
/f/	ff		puffin
/l/	l		lolly
/l/	ll		bell
/s/	ss		dress



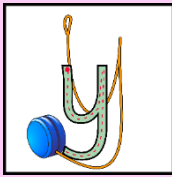



# Mnemonics

Letter formation patter	Actions
The helicopter flies all the way down, back up, over the hill and away.	Put your palm in the air. Now watch your helicopter fly, as you say "h-h-h!" Move your palm up each time with a spin!
Down the butterfly's body and around its wing.	Link your thumbs together and make your butterfly fly away, as you say "b-b-b".
The frog slides down then jumps across.	Pretend your hand is a frog. Let your frog jump on the lily pads, as you say "f-f-f".
N/A	Waddle side to side like a puffin as you say "f-f-f."
Lick down the lolly and flick.	Your ice lolly is melting! Follow the drips as you say "l-l-l."
N/A	Make a bell ringing action as you say "l-l-l."
N/A	Pretend to hold the corners of your dress and move it side to side as you say "s-s-s."

## Pink Phase Set 1

Phoneme (sound)	Grapheme	Picture	Word example
/j/	j		jellyfish
/v/	v		volcano
/w/	w		web
/k/ + /s/	x		fox and vixen

## Pink Phase Set 2

Phoneme (sound)	Grapheme	Picture	Word example
/y/	y		yo-yo
/z/	z		zip
/z/	zz		buzz
/z/	s	N/A	N/A
/k/ + /w/	qu		queen



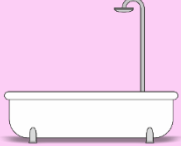



# Mnemonics

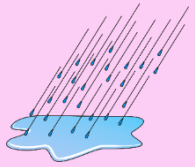




Letter formation patter	Actions
The jellyfish's tentacles hang down with a curl and dot its head at the top.	Wiggle your arms around like a jellyfish's tentacles, as you say "j-j-j."
Down the side of one volcano and up the other.	Show the lava rolling down the side of each volcano, as you say "v-v-v", with your hands meeting as a 'v'.
The spider moves across its web, down, up, down, up.	Hold all your fingers on top of your thumb. Then imagine you are a spider casting a web as you open your fingers and thumb wide, saying "w-w-w."
Fox and given cross their tails, right then left.	Cross your arms to make an 'x', to show fox and vixen crossing their tails, as you say "x-x-x".

Letter formation patter	Actions
The yo-yo bounces down, up, then all the way down with a flick!	Release a yo-yo by flicking your wrists, saying "y-y-y" as you do so.
Let's zip across, down, across.	Put two fingers together. Move your zip across, down and across, as you say "z-z-z."
N/A	Wiggle your bottom like a bee and put your hands together like a stinger- wiggling them as you say "z-z-z."
N/A	N/A
Around the Queen's eye, then down her cape and flick.	Show off your best royal wave as you say "qu-qu-qu."

## Pink Phase Set 3

Phoneme (sound)	Grapheme	Picture	Word example
/ch/	ch tch		chips hatch
/sh/	sh		shell
/th/	th		bath/thumb
/n+g/	ng		king

## Pink Phase Set 4


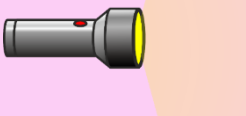


Phoneme (sound)	Grapheme	Picture	Word example
/ai/	ai		rain
/ee/ /eer/	ee eer		feet cheer
/igh/	igh		night
/oa/	oa		soap
long /oo/ short /oo/	oo		spoon book






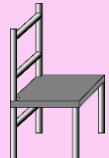

Letter formation patter	Actions
N/A	Eat your chips from the box (one hand is the box!) as you say say “ch-ch-ch.” Make a little egg and whisper “ch” as something pops out!
N/A	Create a fist – this is your shell. Then hold it to your ear. Can you hear the sea? Say “sh-sh-sh” as you hold your hand to your ear – saying ‘sh’ quietly so you can hear the sea!
N/A	Wash your body in the bath as you say “th-th-th.” Cross your arms over your body and move them up and down.
N/A	Be the King and put on your crown as you say “ng-ng-ng.”

Letter formation patter	Actions
N/A	Make your raindrops fall from the sky with your fingers as you say “ai-ai-ai.”
N/A	Point to your feet and whiff under your nose as if they were smelly, as you say “ee-ee-ee.” Raise both hands in the air in celebration as you say “eer-eer-eer.”
N/A	Put your hands together by your ear, rest your head on your hands and close your eyes as you quietly say “igh-igh-igh.” It is night time, so time to go to sleep!
N/A	Rub your face with soap as you say “oa-oa-oa.”
N/A	Long oo: Spoon your cereal into your mouth from a bowl as you say “oo-oo-oo”. Short oo: Place your hands together like a book and pretend to read, as you say “oo-oo-oo.”

## Pink Phase Set 5

Phoneme (sound)	Grapheme	Picture	Word example
/ar/	ar		car
/or/	or		torch
/ur/	ur		burst
/uh/ /ur/	er		ladder herbs

## Pink Phase Set 6

Phoneme (sound)	Grapheme	Picture	Word example
/ou/	ow		flower
/oi/	oi		soil
/eer/	ear		ear
/air/	air		chair
/y+oor/	ure		cure



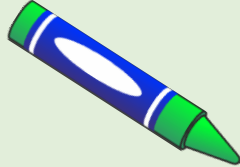



Letter formation patter	Actions
N/A	Move your car's steering wheel from side to side as you say "ar-ar-ar."
N/A	Shine your torch – putting your hand forward, as you say "or-or-or."
N/A	Hold your hands either side of your face. Imagine you are blowing up a balloon as you move your hands away and it gets bigger and bigger! Say "ur-ur-ur" as you grow your balloon! Oh no! Your balloon bursts!! You may choose to end with a clap to show the balloon has burst, if you choose.
N/A	Pretend to climb the rungs of a ladder as you say "uh-uh-uh". Imagine you are holding a little plantpot in your hands. Smell the herbs in your pot as you say "er-er-er."

Letter formation patter	Actions
N/A	Hold your palms out and stretch all five fingers. Imagine your hands are flowers and your fingers are the petals. Open and close your petals slowly as you say "ou-ou-ou."
N/A	Link your hands together. Flatten your piles of soil with your hands, as you say "oi-oi-oi".
N/A	Hold your hands up by your ears and wiggle them, as you say "eer-eer-eer".
N/A	Sit down on your chair as you say "air-air-air!"
N/A	Oh no! Someone is feeling ill. They need a cure! Pat them on the hand and stroke them to help them feel better, as you say "y+oor, y+oor, y+oor."



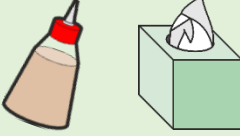



# Mnemonics

## Green Phase Set 1

Phoneme (sound)	Grapheme	Picture	Word example
/ai/	ay		crayon
/ou/	ou		cloud
/igh/	ie		tie
/ee/	ea		sea

## Green Phase Set 2

Phoneme (sound)	Grapheme	Picture	Word example
/oi/	oy		oyster
/ur/	ir		bird
long /oo/ /y+oo/	ue		glue tissue
/or/	aw		pawprint








# Mnemonics

Letter formation patter	Actions
N/A	Colour with your crayon as you say "ai-ai-ai."
N/A	Point to the clouds as you say "ou-ou-ou."
N/A	Pretend to straighten your tie with both hands as you say "igh-igh-igh."
N/A	Create waves with your hands and move them up and down as you say "ea-ea-ea."

Letter formation patter	Actions
N/A	Cup your hands together like an oyster, lift the shell and look inside for a pearl, as you say "oi-oi-oi."
N/A	Flap your wings like a bird as you say "ur-ur-ur."
N/A	Move your hands in a fist left to right as if you were gluing with a glue stick as you say "oo-oo-oo." Run your fingers down your nose as if you were wiping it, as you say "y+oo-y+oo-y+oo."
N/A	Splay your hands to make a hand print (paw print) and move them up and down as you say "or-or-or."





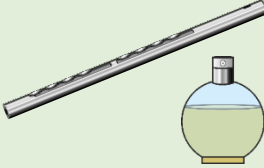
## Green Phase Set 3

Phoneme (sound)	Grapheme	Picture	Word example
/w/	wh		wheel
/f/	ph	<b>a - z</b>	alphabet
long /oo/ /y+oo/	ew		brew news
/oa/	oe		toe
/or/	au		haunted
/ee/	ey		key



Letter formation patter	Actions
N/A	With your hands by both sides, move your hands around in a circle as if they were moving wheels, as you say “w-w-w.”
N/A	Read the whole alphabet A-Z! Put your hands together and move them as if making a sunrise or a fan shape, to show all the way from A to Z as you say “f-f-f.”
N/A	Pretend to pour from a teapot as you say “oo-oo-oo”. Hold your arms wide as if you were reading from a large newspaper and look side to side as you say “y+oo, y+oo, y+oo.”
N/A	Wiggle your toes as you say “oa-oa-oa”, or point to your toes!
N/A	Cover your mouth as if you were letting out a scream as you say “or-or-or.”
N/A	Model turning a key in a lock with your hands as you say “ee-ee-ee.”







## Green Phase Set 4

Phoneme (sound)	Grapheme	Picture	Word example
/ai/	a-e		spade
/ee/	e-e		delete
/igh/	i-e		lime
/oa/	o-e		phone
long /oo/ /y+oo/	u-e		flute perfume





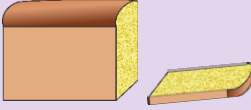
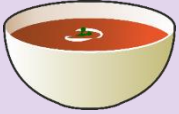




Letter formation patter	Actions
N/A	Pretend to dig with your spade as you say “ai-ai-ai.”
N/A	Pretend to press the delete key on your keyboard quickly several times at speed as you say “ee-ee-ee.”
N/A	Pretend to squeeze juice from a lime (by clenching your fists tight) as you say “igh-igh-igh.”
N/A	Thumb up and finger down to make a phone, next to your ear, as you say “oa-oa-oa.”
N/A	Pretend to play the flute – one hand near your mouth, the other at the base as you say “oo-oo-oo”. Wipe your neck and say “y+oo, y+oo, y+oo” as if you were blotting perfume.

## Purple Phase Set 1



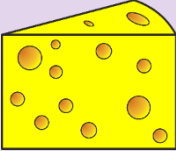





Phoneme (sound)	Grapheme	Picture	Word example
/ai/	a		acorn
/ar/* dependent on region and accent	a		grass
/o/	a		wash
/ee/	e	=	equals
/igh/	i		pilot
/oa/	o		gold
/y+oo/ short /oo/	u		unicorn bull

No actions are included within this later stage of study (advanced code), due to the multiple number of graphemes for some sounds.


## Purple Phase Set 2

Phoneme (sound)	Grapheme	Picture	Word example
/oa/	ow		window
/ee/	ie		shield
/e/	ea		bread
/oo/	ou		soup
short /oo/	oul	NA	should
/oa/	ou		boulder
/igh/	y		frying pan
/i/	y		pyramid
/ee/	y		lolly



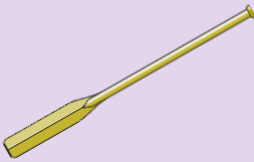



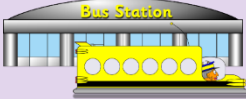

## Purple Phase Set 3

Phoneme (sound)	Grapheme	Picture	Word example
/m/	mb		comb
/s/	se		house
/z/	se		cheese
/r/	wr		write
/s/	st		listen
/u/	o		month
/n/	kn		knot
/n/	gn		sign

## Purple Phase Set 4

Phoneme (sound)	Grapheme	Picture	Word example
/ar/	al		palm tree
/eer/	ere		here
/air/	ere		there
/air/	ear		pear
/air/	are		square
long /oo/	ui		fruit
/or/	al		chalk
/or/	augh		taught






## Purple Phase Set 4

Phoneme (sound)	Grapheme	Picture	Word example
/or/	our		four
/or/	oor		door
/or/	oar		oar
/or/	ore		snore
/ur/	ear		pearl
/ur/	or		world
/sh/	ti		station
/sh/	ci		official



# Mnemonics

## Purple Phase Set 5

Phoneme (sound)	Grapheme	Picture	Word example
/v/	ve		twelve
/l/	le		bottle
/s/	sc		scissors
/s/	ce		science
/ai/	eigh		eight



Email: [pipandpap@holyfamilylive.net](mailto:pipandpap@holyfamilylive.net)

Website: <https://www.holyfamilylive.net/pip-and-pap-phonics/>